

Distance Learning

MoI 01/21/2005

***E-teachers at primary school:
preparing I-class era***

Jacques DELMAS

jdelmas@cyber-class.net



Cyber-Class powered by [Dokeos](#). BXL 1.

At primary school, **e-teachers** say:



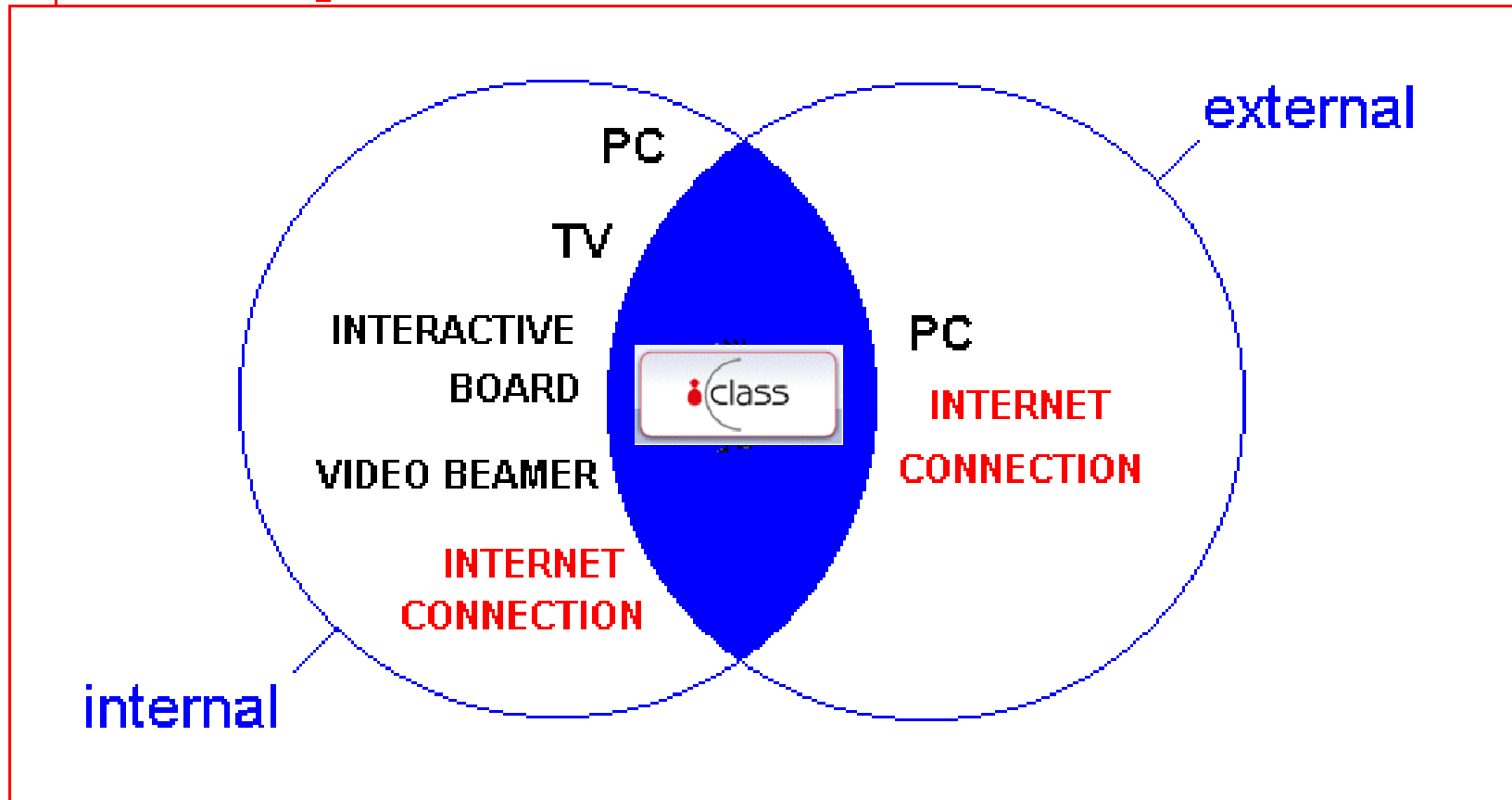
⇒ The traditional class will not disappear: **hybrid solution...**

⇒ But we note a **progressive disappearance of the traditional border** between school and home.

Technical environment:



— teaching frame



Expected usage:



Communication:

⇒ Agenda.

⇒ Mailing-list.

⇒ Announcements.

⇒ Forums.

Resources production:

⇒ Text documents.

⇒ Audio documents.

⇒ Video documents.

⇒ Web pages

⇒ ...

Usage 1: mobile office



e-teacher uses the platform as a mobile office...

Documents - 4FRB - CyberClass - Microsoft Internet Explorer

Adresse: http://www.cyber-class.net/distancelearning/claroline/document/document.php?openDir=%2FLANGUE_MATERNELLE%2FGrammaire%2FLa_phrase

DELMAS Jacques : [Mes cours](#) | [Mon profil](#) | [Mon agenda](#) | [Quitter](#)

4FRB FLEURY Philippe

> [4FRB](#) > [Documents](#)

[Vue membre](#) | [Vue responsable](#)

Documents

[Monter](#)

La_phrase

Nom	Taille	Date
Exercices de remise en ordre de phrases.doc	123k	17.11.2004
LA MACHINE A RECONNAÎTRE LES PHRASES grammaire.doc	28.5k	17.11.2004
Les compléments circonstanciels.doc	31.5k	13.12.2004
Les types de phrases.doc	22k	17.11.2004
Phrases courtes et longues-exercices.doc	30.5k	13.12.2004
exercices_diff_types_de_phrases.doc	26.5k	17.11.2004

Usage 2: connection school / home



e-teacher sends through the platform some exercises or documents to his pupils...

Documents - FL2 - CyberClass - Microsoft Internet Explorer

Fichier Edition Affichage Favoris Outils ?

Précédente Recherche Favoris Média

Adresse http://www.cyber-class.net/distancelearning/claroline/document/document.php?openDz=%2F3emes%2FLecture_le_monstre_poilu OK Liens >>

Google Recherche Web 10937 bloquée(s) Options

DELMAS Jacques : [Mes cours](#) | [Mon profil](#) | [Mon agenda](#) | [Quitter](#)

FL2 ROQUES Daniel

> [FL2](#) > [Documents](#)

[Vue membre](#) | [Vue responsable](#)

Documents

[Monter](#)


Lecture_le_monstre_poilu			
	Nom	Taille	Date
	le_monstre_poilu_1.mp3	317.68k	19.01.2005
	le_monstre_poilu_2.mp3	307.88k	19.01.2005
	le_monstre_poilu_3.mp3	645.84k	19.01.2005
	le_monstre_poilu_4.mp3	495.63k	19.01.2005
	le_monstre_poilu_5.mp3	329.1k	19.01.2005
	le_monstre_poilu_6.mp3	1001.76k	19.01.2005

Usage 3: teaching with the platform



e-teacher produces, organizes and tests real learning environments based on multiples personal/external resources.

The screenshot shows a Microsoft Internet Explorer browser window with the following content:

- Browser title: Tests - 5FRB - CyberClass - Microsoft Internet Explorer
- Address bar: <http://www.cyber-class.net/distancelearning/claroline/exercice/exercice.php>
- Search bar: Google
- Navigation bar: J. Alexandre : [Mes cours](#) | [Mon profil](#) | [Mon agenda](#) | [Quitter](#)
- Header: 5FRB Delmas Jacques 
- Breadcrumbs: > [5FRB](#) > [Tests](#)
- Section: Tests
- Item: 1. [Les fusées à eau](#)
- Section: Vos résultats
- Link: [Afficher >>](#)

Current usage:



usage 1 > usage 2 > usage 3

Mobile office > connection school / home > teaching with the platform

What do we need ?



⇒ A typology of various ICT integrations:
type 1, type 2 and type 3 (full document FR)

⇒ Teaching styles adapted to ICT (full document FR)

⇒ An adapted « Content Aggregation
Tool »

Using existing resources...



⇒ An easy way to tag (automatically ?) and upload existing resources.

⇒ An easy way to manage LO (learning objects).

⇒ An easy way to create a learning environment from different LO.

Graphic interface: an example with Explora 2



The screenshot shows the 'Resources Manager' application running in Microsoft Internet Explorer. The interface is divided into several sections:

- Left Panel:** Contains a 'Groups' list with '- Espace commun -' and sub-items like '- Explora Cours', '- Explora outils', '- Ouverture d'applications', and '- Ouverture de documents'. Below this is an 'ID Cards' section with 'Add', 'Modify', and 'Delete' buttons.
- Top Menu:** Includes 'ID Card', 'Web search', 'Upload', 'Local search', 'Rights', 'Search', and 'Help'. A 'Launch resource' button is also present.
- General Tab:** The active tab, containing a 'RESOURCE' section with fields for 'Catalog', 'Identifier', 'Title', 'Localization', 'Resource Language', and 'Description'. It also includes 'English' dropdowns and 'Translation' buttons.
- ID CARD Section:** Contains fields for 'Author', 'Creation date', 'Update', 'ID Card Language', 'Associated with', and 'Referenced in'. A 'Modify' button is located near the 'Creation date' field.

At the bottom of the window, there are 'New' and 'Delete' buttons. A large orange watermark is overlaid at the bottom of the image.

Copyright <http://explora2.licef.telug.uquebec.ca>

Graphic interface: integrated tools




search:

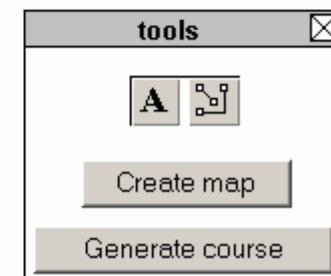
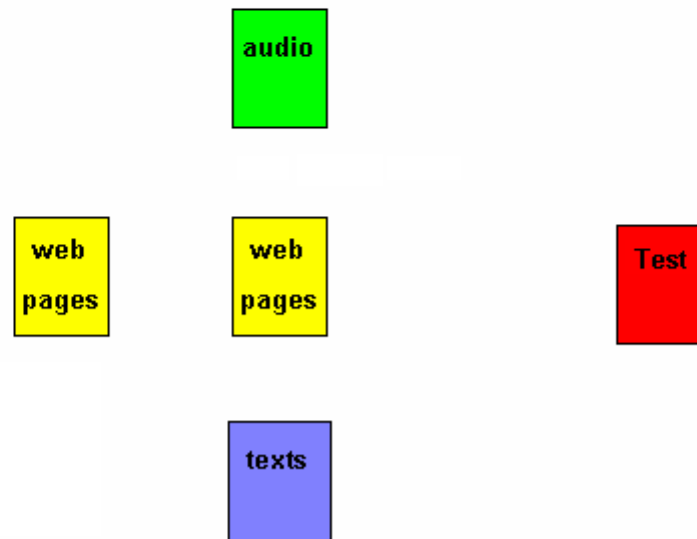
- audio Submit
 video
 web pages
 tests year

add and tag resource:

results (click for preview):



organize (drag and drop):




Conclusion



⇒ we have to connect product development more closely to the curriculum and to the end-users.

⇒ we have to move pedagogy to the centre of the debate about how to use of e-learning resources (concept maps).



Jacques DELMAS

jdelmas@cyber-class.net



Cyber-Class powered by Dokeos. BXL 1.